

ECORDING MULTITECH™

Innova's unique patented, rotating sewhead, allows the operator to twist the sewhead out of the way for easy removal and maintenance. The rotating sewhead is a necessity for attachments, such as the Innova exclusive internationally patented automatic couching system, Ecoding Multitech™. This amazing add-on tool allows you to automatically couch decorative



threads, yarns, ribbons, or cords while you quilt. You no longer need to hold the threads with one hand while guiding the machine in a zigzag fashion with the other. This innovation allows the stitching thread and couching material to feed simultaneously and the quilter to have both hands on the machine for better guidance and control.

POWERLIFT SYSTEM

Innova's industry-exclusive electric powerlift system is an excellent enhancement to the superior quality Pro-frame. If you rent time on your machine, have multiple quilters, or just like to switch between sitting and standing, the Innova's Powerlift system is a welcome upgrade. Equipped with compact motorized linear actuators, the Innova power lift system is quite unique. Competitors' systems utilize hydraulics which are prone to seal failures and disastrous oil leaks. The Innova powerlift system completely eliminates this old technology with the latest linear actuators, which allows for decades of maintenance-free operation. Our lift system is extremely rigid and does not wobble like other systems currently available on the market, even at the top of stroke, which is 11" of movement.

CROSSHATCH RULER



Innova's exclusive Crosshatch ruler can be added to the Pro-frame for quilters that perform intense ruler work. This unique system

replaces the by-pass roller with a special quarter round slotted guide rail. The crosshatch ruler attaches to this new by-pass bar and allows the quilter to freely adjust the angle and position of the ruler for easy sewhead guidance. With this unique device the operator no longer has to struggle to keep their ruler stationary while guiding the longarm machine. It holds the back end of the ruler in position, set at the proper angle, and gives the quilter freedom to guide the sewing head.

POWERFEED SYSTEM

The Innova's fantastic powerfeed system can be easily added to the Pro-frame with no modifications in just a few minutes. With the addition of our unique powerfeed the quilter can quickly and easily wind and unwind the take-up roller. Our superior quality industrial hypoid gear motor with inverter drive is amazing in every way possible. If you have carpal tunnel syndrome, arthritis or tendonitis don't go without our powerfeed.

SIDE SPOOL HOLDER

The Innova Side Spool Holder is a welcome addition for those who need to use small thread spools and cannot find their desired thread on larger top feed quilting cones.



STANDARD FEATURES INCLUDED:

- ▶ Laser pointer
- ▶ Stylus
- ▶ Bobbin winder
- ▶ Large style M bobbin
- ▶ Thread stand
- ▶ Tool kit
- ▶ Front and rear handles with controls
- ▶ Needle position up/down switch
- ▶ ¼" hopping foot
- ▶ Non-engaged hand wheel
- ▶ Sewing light
- ▶ Stitch regulator
- ▶ Minimum sew speed feature
- ▶ Industrial encoders
- ▶ Commercial quality frame
- ▶ 2" Diameter stainless steel fabric poles
- ▶ Single stitch button
- ▶ Sewhead on/off button
- ▶ Side clamps
- ▶ Channel locks
- ▶ Table tops
- ▶ Acrylic ruler base

IN-HOUSE MACHINE DESIGN

- ▶ Innova has an expert team of engineers that have developed the highest quality quilting machines available today.
- ▶ Innova continues to be an industry leader offering outstanding product knowledge and exceptional customer service.
- ▶ Over 70 years experience building quilting machines.

TECHNICAL DATA

- ▶ 110 Volts AC
- ▶ 8 Amps
- ▶ Base sewhead weight 45lbs

OPTIONAL: STITCH REGULATOR UPGRADES.

Pro Touch Series: comes with a remote operator touch screen LCD interface attached to the front of the head. This allows the quilter to change stitches per inch, min sew speed, SR on/off, tachometer, needle up/dn, manual mode speed, jog needle, bobbin yardage counter, and input diagnostics.

Lightning Stitch: comes with a PC Touchpad microcomputer and includes a Brushless Digital Servo Motor, Servo Amplifier, Digital Motion Controller, and Software. Lightning Stitch converts a standard analog system to a digital system by replacing the standard motor with a Digital Brushless "Sercos" based Servo Motor and Control System. This motor and control combination can accelerate at a maximum of 600 R/S/S. For the quilter, this means amazingly perfect stitch regulation.

Disclaimer: Information, contained on this brochure is subject to change without notice to consumer. ABM reserves the right to make engineering changes and modify or change its products at any time without notice. This includes changes and or modifications to the machine, electronics, software, mechanical component and frame specifications. Please confirm exact specifications with ABM International, Inc. at time of order placement.



ABM INTERNATIONAL, INC.

P.O. Box 132679
The Woodlands, TX 77393-2679 USA
Telephone: (936) 441-4401
(888) 99-QUILT
Fax: (936) 597-4410
www.abminternational.com
sales@abminternational.com



ABM INTERNATIONAL'S WORLDWIDE HEADQUARTERS, HOUSTON TEXAS

ABM International, Inc., headquartered in Houston, Texas has been manufacturing quilting machinery for 70 years.

At ABM International, we are committed to manufacturing excellence and superior customer service. Let us provide you with the highest quality state-of-the-art quilting machines that will enhance your quilts, improve your productivity, increase your excitement and ENSURE YOUR SUCCESS!



INNOVA™ QUILTING SYSTEMS

18", 22" AND 26" LONGARM QUILTING MACHINES



MANUFACTURED BY



SINCE 1947

INNOVA™ QUILTING SYSTEMS

STATE OF THE ART LONGARM QUILTING MACHINES

Innova presents our revolutionary longarm quilting machines. Our full line of precision engineered quilting machine systems offers:

- ▶ Incredible stitching accuracy and reliability
- ▶ Precision engineered Pro-Frame
- ▶ Minimal maintenance

All INNOVA™ machines are constructed of a high quality, extremely rigid aircraft grade aluminum profile, with a compact design that features the highest quality digital electronic components. The INNOVA™ employs sealed ball bearings and Teflon® hard coated components to minimize routine maintenance and eliminate messy oiling.

Our commercial-quality frame, the **Innova Pro-Frame**, is designed with the serious commercial quilter in mind. It comes with rigid 2" diameter stainless steel fabric poles, Innova's unique pole brakes, laminated table tops, high precision Innova pro-wheels, and two side clamps with tensioning bands. The gas-


assisted top fabric pole lifting system provides easy access to straighten and inspect batting. This feature is critical to the discerning quilter. The Pro-Frame is adjustable in height 13" and has Innova's unique fabric take-up compensator that does not need to be raised and lowered as the quilt take up roll increases in diameter. The Pro-Frame comes in standardized fixed dimensions—8 foot, 10 foot, and 12 foot. Custom frame sizes can be made to meet your individual needs.

FEATURES & BENEFITS

- ▶ Base model INNOVA™ weighs only 45 lbs.
- ▶ The Pro-Frame height is easily adjustable a full 13" to accommodate all quilters.
- ▶ INNOVA™ comes with a 5 year warranty. See details on our Website.
- ▶ Incredibly smooth guided wheel system with no side loading.
- ▶ A rugged heavy duty aluminum profile frame with all the features you would expect in a commercial quality machine.
- ▶ All machines are custom engineered and manufactured allowing the customer to select the options and features desired to maximize value and efficiency.
- ▶ Free Customer Service 24 hours a day (7 days a week)




22" INNOVA ON PRO-FRAME
(SHOWN WITH OPTIONAL LIGHT BAR AND CASTERS)



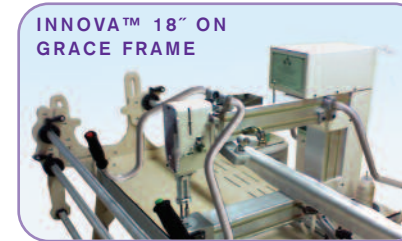
26" INNOVA™
ON 12' PRO-FRAME




BOBBIN
WINDER



INNOVA™ 26" ON
PRO-FRAME



INNOVA™ 18" ON
GRACE FRAME



INTERFACE



Panasonic FP-e



CUSTOM COLORS
AVAILABLE

INNOVA™ UNIQUE SYSTEM

- ▶ The only longarm quilting machine in the world with Innova's unique patented rotating sewhead.
- ▶ Exclusive rotating sewhead allows for easy changing of the needle and hopping foot, and removal of the rear fabric poles.
- ▶ Properly engineered and balanced for minimum vibration and maximum stitching reliability.
- ▶ Proven to sew all types of threads, including variegated 40wt trilobal polyester thread, hologram, rayon, rainbows, king tut, bottomline, metallic, brytess, silk, sliver, lana, lava, finca, and twelve weight.
- ▶ Superior stitch regulation with industrial quality high resolution digital encoders.
- ▶ 2" diameter stainless steel poles, side clamps, and gas assisted lifting front roller allow the operator to access batting.

OPERATOR INTERFACE

- ▶ The INNOVA™ System's state-of-the-art electronics and software utilize an LCD interface for full programming capabilities.
- ▶ Needle up/down feature allows the INNOVA™ to end stitching with the needle in either position.
- ▶ The INNOVA™ can be used in Stitch Regulated or Manual Mode.
- ▶ Stitch length is programmable from 5 – 22 stitches per inch.
- ▶ Stitch Regulator Minimum Sew Speed (AKA "Cruise Control" and "Idle Speed Control") can be programmed from 0 – 500 stitches per minute, providing complete adjustability to the user's quilting style.
- ▶ Manual Mode sew speed is adjustable from 75 – 3000 stitches per minute and can be programmed on the LCD screen or adjusted "on the fly" using the conveniently located buttons on the handles, which also give you the added half stitch feature.

OPTIONAL EQUIPMENT

- ▶ Electric lift table
- ▶ Overhead light bar with modern track lighting
- ▶ Optional Micro-Handles
- ▶ Locking frame casters
- ▶ Electronic stitch regulator
- ▶ Pro-frame available sizes 6', 8', 10', 12', 14', custom
- ▶ 18", 22" or 26" longarm
- ▶ Custom colors
- ▶ Autopilot™ computer control
- ▶ Sidespool holder
- ▶ Electric channel locks
- ▶ Powerfeed
- ▶ Ecoding™
- ▶ Stitch regulator pro with touchscreen
- ▶ Lightning Stitch precision stitch regulator



OPTIONAL MICRO HANDLES



AUTOPILOT™ COMPUTERIZED ROBOTICS QUILTING SYSTEM

The AutoPilot™ is another amazing way in which Innova has responded to the quilting community. Quilters asked for computerized controls—and they have received an easy-to-use computerized method for quilting. The AutoPilot™ can easily be added to a new or existing Innova™ system (18" or 26"). Touch-screen interface allow for easy setup of designs and stitching controls. The incredible quick release system allows the quilter to instantly go back to free-motion quilting.

The AutoPilot™ proprietary motion control software allows the quilter to layout the quilting designs for individual blocks or the entire quilt. AutoPilot™ comes standard with hundreds of patterns and has the ability to upload .DXF file format patterns, or Innova's proprietary .PAT file format, providing compatibility with thousands of digitized quilting patterns and designs. Automatic cross-hatching can be created quickly and easily in a few steps.

Patterns can be stretched, reduced, skewed and rotated on both the X and Y axis. Free-motion quilting can be recorded and saved. The recording can be used on the current quilt or at a later time. Virtual push pins are included that allow for marking specific locations on a quilt without marks on the quilt.

The thread break recovery feature is an excellent safeguard, in the event that the bobbin thread runs out. The sewing head can be moved to the exact location and stitching can resume from that point.

Building on the Innova's ability to sew 3000 stitches per minute, the maximum travel speed is 15 inches per second with an average travel speed of 8 inches per second. The Autopilot™ Robotics system operates under true servo control the same as found on our large format industrial quilting machines. Our Robotics system controls the speed of the sewhead and carriage. Thru a complex mathematical program Autopilot™ actually looks ahead at the pattern program being sewn, calculates its position and maximizes its speed to maintain accurate stitches per inch and pattern quality. ABM International has been manufacturing computerized quilting machines since the mid 1970's and has proven the Autopilot™ system to be both reliable and efficient.

The AutoPilot™ is an excellent addition to the INNOVA™ Longarm system.



- ▶ All-in-one PC (personal computer specifications subject to change based on manufacturers availability. Please contact your Innova rep for exact details at time of order.)
- ▶ Intel Core or AMD Athlon Processor
- ▶ 20" Touch enabled widescreen LCD
- ▶ 64-bit w/4GB system memory
- ▶ 500 GB hard drive
- ▶ Slot load Supermulti DVD Burner
- ▶ Wireless LAN w/integrated Bluetooth
- ▶ Intel Graphics Media Accelerator Gen 5.0
- ▶ Integrated Webcam w/built in microphone
- ▶ Integrated Audio with high performance 2.0 speakers
- ▶ Windows 7 Home Edition
- ▶ 2 Brushless digital Sercos based servo motors
- ▶ 2 Brushless digital Sercos based servo amplifiers
- ▶ Innova zero backlash gear reduction units
- ▶ Polyurethane steel reinforced timing belt drive
- ▶ Quicklatch belt release system
- ▶ Autopilot proprietary motion control software
- ▶ .DXF or .PAT file up-loader
- ▶ Hundreds of patterns
- ▶ Max. travel speed 15 inches per second
- ▶ Average travel speed 8 inches per second
- ▶ Max. sewing speed 3000 stitches per minute
- ▶ Stretch pattern X & Y
- ▶ Rotate patterns
- ▶ Skew Patterns
- ▶ Layout entire quilt or quilt blocks
- ▶ Attach patterns
- ▶ Drag and drop with either screen or by moving head
- ▶ Teach and learn (record a pattern manually)
- ▶ Reduce
- ▶ Record
- ▶ Place push pins for pattern positioning
- ▶ Flip
- ▶ Mirror
- ▶ Mark (sew marked items)
- ▶ Spot tack
- ▶ Group
- ▶ Ungroup
- ▶ Thread break recovery
- ▶ Automatic crosshatching